

LUXEN

LUXHYPER[®]

MONO

395-415w

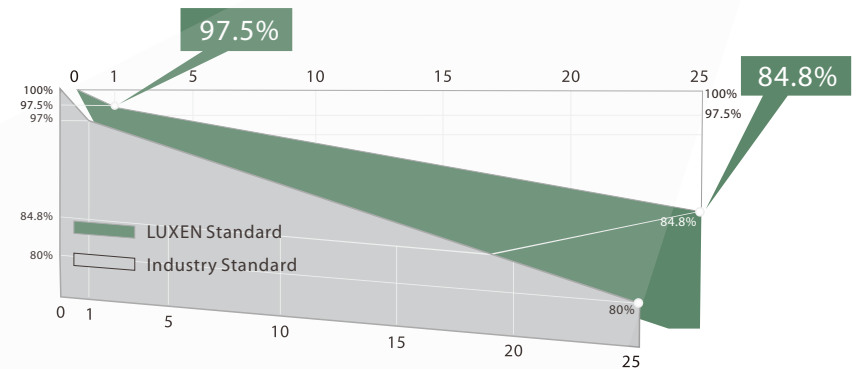
LUXHYPER[®] series (Super-efficiency half-cell Modules) Assembled with the advanced half-cell technology offer the advantages of higher power output, reduced series resistance loss, and lower risk of hot spot. In order to meet the Clients' requirements of best quality and efficiency.








144 cells
Half-Cell Modules



LINEAR PERFORMANCE WARRANTY

25-year power warranty · 12-year product warranty



- 
9BB
 9BB cell design
 Smaller electric current, less CTM loss
 Lower risk of hot spot
- 
 ISO9001:2015 QMS
 ISO14001:2015 EMS
 ISO45001:2018 OHSMS
- 
IEC
 IEC61215&IEC61730
 standard quality
- 
 Wind load up to 3800Pa
 Snow load up to 5400Pa
- 
+5W
 0-5W positive power sorting
- 
 Stable performance under
 weak light conditions
- 
Tier 1
 BloombergNEF
 Tier 1 Solar Module
 Manufacturer by BNEF



MONO 395-415w 144 cells 9BB

LUXEN

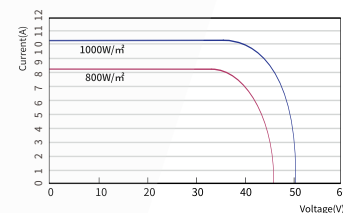
ELECTRICAL PARAMETERS

	LNSU-395M		LNSU-400M		LNSU-405M		LNSU-410M		LNSU-415M	
	STC	NMOT	STC	NMOT	STC	NMOT	STC	NMOT	STC	NMOT
Maximum Power (Pmax)	395W	293W	400W	297W	405W	301W	410W	305W	415W	309W
Open Circuit Voltage (Voc)	49.47V	45.99V	49.85V	46.26V	50.34V	46.53V	50.77V	46.79V	51.25V	47.05V
Short Circuit Current (Isc)	10.29A	8.23A	10.33A	8.29A	10.35A	8.35A	10.38A	8.41A	10.40A	8.47A
Voltage at Maximum Power (Vmp)	40.93V	37.71V	41.24V	37.93V	41.54V	38.15V	41.84V	38.36V	42.13V	38.58V
Current at Maximum Power (Imp)	9.65A	7.77A	9.70A	7.83A	9.75A	7.89A	9.80A	7.95A	9.85A	8.01A
Module Efficiency(%)	19.63%		19.88%		20.13%		20.38%		20.63%	

STC: Irradiance 1000W/m², cell temperature 25°C, AM 1.5G

NMOT: Irradiance 800W/m², ambient temperature 20°C, wind speed 1m/s, AM 1.5G

LNSU-405M/I-V



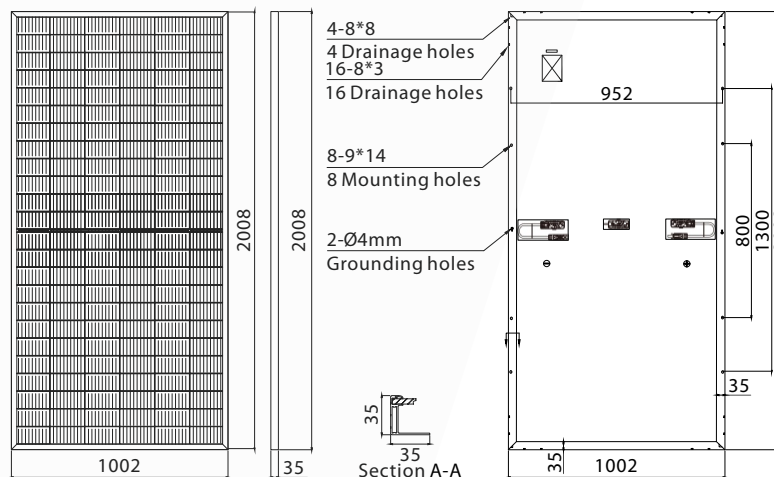
Operating Module Temperature	-40°C to +85°C
Maximum System Voltage	1500V DC(IEC)
Maximum Series Fuse Rating	20A
Power Tolerance	0/+5W
Temperature Characteristics	
Nominal Operating Cell Temperature(NMOT)	45±2°C
Temperature Coefficient of Pmax	-0.36%/°C
Temperature Coefficient of Voc	-0.28%/°C
Temperature Coefficient of Isc	+0.05%/°C

Packing Configuration

Container	20'GP	40'HQ
Pieces per pallet	31	31
Pallets per container	10	22
Pieces per container	310	682

Mechanical Characteristics

Solar Cell	MONO158.75x79.375mm
No. of Cell	144(6x24)
Dimensions	2008x1002x35mm
Weight	21.5kgs
Front	3.2mm coated tempered glass
Frame	Anodized aluminium alloy
Junction Box	Ip68 rated(3 by pass diodes)
Output Cables	4.0mm ² 300mm(+)/300mm(-) Length can be customized
Connectors	MC4 compatible
Mechanical load test	5400Pa



LUXEN SOLAR ENERGY CO., LTD
 T:+86 512 6708 1572
 F:+86 512 6708 1570
 sales@luxensolar.com
 www.luxensolar.com



Note: Due to continuous technical innovation, R&D and improvement, technical data above mentioned may be of modification accordingly. LUXEN SOLAR have the sole right to make such modification at anytime without further notice.