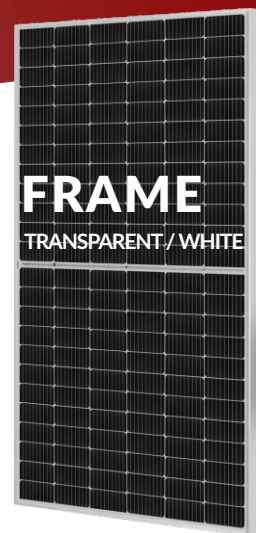


LUXPOWER® SERIES 4 430-450W Mono BIFACIAL DG

M6/166mm Cell . 144 Half-Cell Layout



Assembled with the M6 wafer based high efficiency cells, LUXPOWER® Series 4 BIFACIAL solar modules feature the innovative twin-panel design and the advanced technologies of bifacial cell, half-cut cell, 9 busbars and round wire ribbon interconnection, reducing the hot spot risk and shading effects and increasing significantly the power output by absorbing the diffused light on the rear side. The double-glass construction enhances the long-term durability and performance of the module in all conditions.



Bifacial Cell Module Technologies



Gallium-doped Technology



Half Cut Cell Technology



Anti-PID Low LID Performance

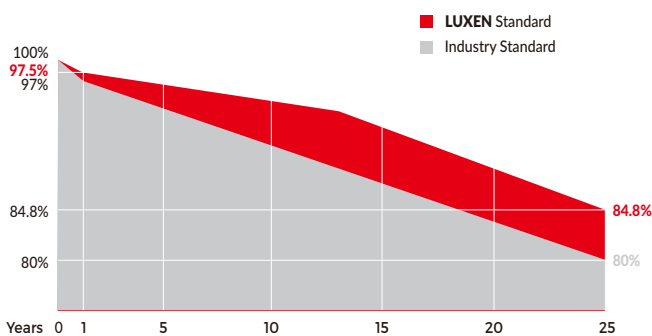


Less Hot Spot Shading Effects



Enduring High Reliability & Performance

Linear performance Warranty



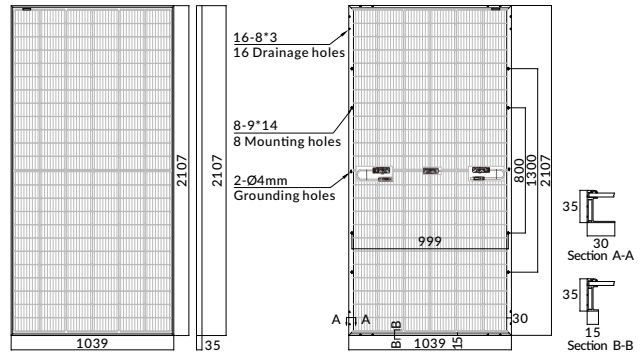
Comprehensive Certificates

- ISO9001:2015 QMS
- ISO14001:2015 EMS
- ISO45001:2018 OHSMS
- IEC61215/IEC61730 Standard quality



MECHANICAL CHARACTERISTICS

| | |
|----------------------|----------------------------------|
| Solar Cells | Mono |
| No. of Cells | 144 (6x24) |
| Dimensions | 2107 x 1039 x 30mm |
| Weight | 26.0kgs |
| Front Glass | 2.0mm coated semi-tempered glass |
| Back Glass | 2.0mm semi-tempered glass |
| Junction Box | Ip68 rated (3 by pass diodes) |
| | 4.0mm ² |
| Output Cables | 300mm (+) / 300mm (-) |
| | Length can be customized |
| Connectors | Mc4 compatible |
| Mechanical load test | 5400Pa |



ELECTRICAL PARAMETERS

| POWER CLASS | LNSU-430MD | LNSU-435MD | LNSU-440MD | LNSU-445MD | LNSU-450MD |
|---------------------------------|------------|------------|------------|------------|------------|
| | STC | STC | STC | STC | STC |
| Maximum power (Pmax) | 430W | 435W | 440W | 445W | 450W |
| Open Circuit Voltage (Voc) | 49.20V | 49.40V | 49.60V | 49.79V | 49.98V |
| Short Circuit Current (Isc) | 11.30A | 11.36A | 11.42A | 11.48A | 11.54A |
| Voltage at Maximum power (Vmpp) | 40.60V | 40.81V | 41.01V | 41.20V | 41.40V |
| Current Maximum Power (Impp) | 10.59A | 10.66A | 10.73A | 10.80A | 10.87A |
| MODULE EFFICIENCY (%) | 19.64% | 19.87% | 20.10% | 20.33% | 20.56% |

STC: Irradiance 1000W/m², cell temperature 25°C, AM1.5G

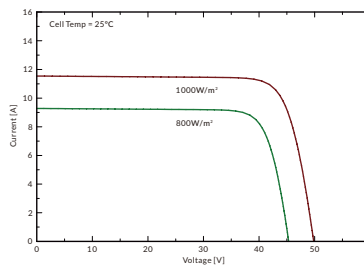
BIFACIAL OUTPUT-REAR SIDE POWER GAIN

| | | LNSU-430MD | LNSU-435MD | LNSU-440MD | LNSU-445MD | LNSU-450MD |
|-----|---------------------------|------------|------------|------------|------------|------------|
| 5% | Maximum power (Pmax) | 452W | 457W | 462W | 467W | 473W |
| | Module Efficiency STC (%) | 20.62% | 20.86% | 21.10% | 21.34% | 21.58% |
| 15% | Maximum power (Pmax) | 495W | 500W | 506W | 512W | 518W |
| | Module Efficiency STC (%) | 22.59% | 22.85% | 23.11% | 23.38% | 23.64% |
| 25% | Maximum Power (Pmax) | 538W | 544W | 550W | 556W | 563W |
| | Module Efficiency STC (%) | 24.55% | 24.84% | 25.12% | 25.41% | 25.69% |

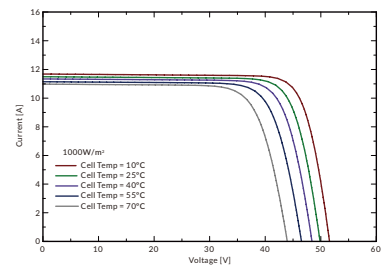
PACKING CONFIGURATION

| | | |
|-----------------------|-------|-------|
| Container | 20'GP | 40'HQ |
| Pieces per pallet | 36 | 36 |
| Pallets per container | 5 | 22 |
| Pieces per container | 180 | 792 |

I-V CURVE



LNSU-450M/I-V



OPERATING CHARACTERISTICS

| | |
|------------------------------|----------------|
| Operating Module Temperature | -40°C to +85°C |
| Maximum System Voltage | 1500 DC (IEC) |
| Maximum Series Fuse Rating | 20A |
| Power Tolerance | 0/+5W |

TEMPERATURE CHARACTERISTICS

| | |
|--------------------------------------|-----------|
| Nominal Operating Temperature (Noct) | 45±2°C |
| Temperature Coefficient of Pmax | -0.36%/°C |
| Temperature Coefficient of Voc | -0.28%/°C |
| Temperature Coefficient of Isc | +0.05%/°C |

Note: Due to continuous technical innovation, R&D and improvement ,technical data above mentioned may be of modification accordingly. LUXEN SOLAR have the sole right to make such modification at anytime without further notice.