

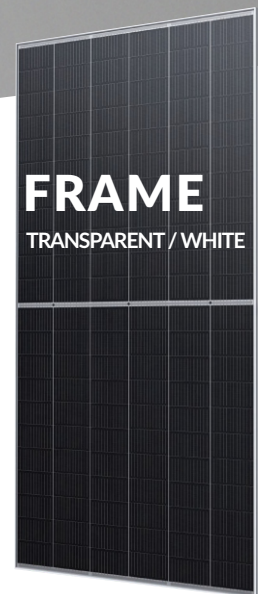
# LUXPOWER® SERIES 6



# 650-670W Mono BIFACIAL DG

## 132 Half-Cell Layout

M12/210mm Cell



Bifacial Cell Module Technologies



Gallium-doped Technology



Half Cut Cell Technology



Anti-PID Low LID Performance

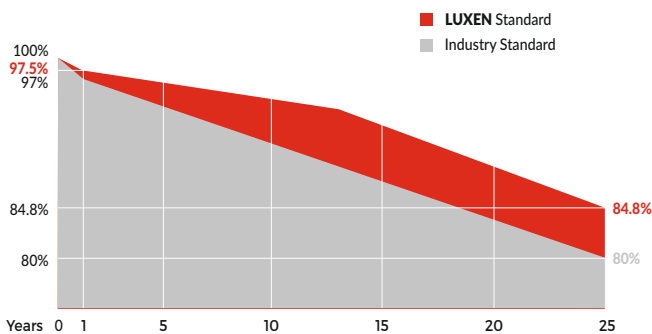


Less Hot Spot Shading Effects



Enduring High Reliability & Performance

### Linear performance Warranty



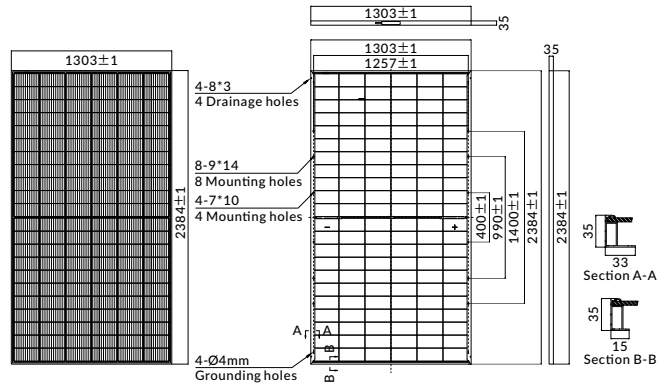
### Comprehensive Certificates

- ISO9001:2015 QMS
- ISO14001:2015 EMS
- ISO45001:2018 OHSMS
- IEC61215/IEC61730 Standard quality



MECHANICAL CHARACTERISTICS

Solar Cells	Mono
No. of Cells	132 (6x22)
Dimensions	2384 x 1303 x 35mm
Weight	38.7kgs
Front Glass	2.0mm coated semi-tempered glass
Back Glass	2.0mm semi-tempered glass
Junction Box	Ip68 rated (3 by pass diodes)
	4.0mm <sup>2</sup>
Output Cables	300mm (+) / 300mm (-)
	Length can be customized
Connectors	Mc4 compatible
Mechanical load test	5400Pa



ELECTRICAL PARAMETERS

POWER CLASS	LNET-650MD	LNET-655MD	LNET-660MD	LNET-665MD	LNET-670MD
	STC	STC	STC	STC	STC
Maximum power (Pmax)	650W	655W	660W	665W	670W
Open Circuit Voltage (Voc)	45.00V	45.12V	45.35V	45.54V	45.71V
Short Circuit Current (Isc)	18.59A	18.66A	18.69A	18.73A	18.78A
Voltage at Maximum power (Vmpp)	37.54V	37.71V	37.88V	38.04V	38.22V
Current Maximum Power (Impp)	17.31A	17.37A	17.42A	17.48A	17.53A
MODULE EFFICIENCY (%)	20.92%	21.09%	21.25%	21.41%	21.57%

STC: Irradiance 1000W/m<sup>2</sup>, cell temperature 25°C, AM1.5G

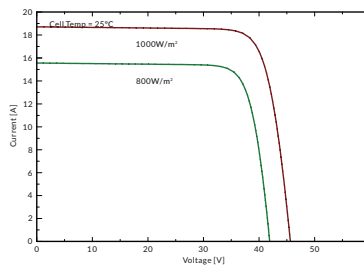
BIFACIAL OUTPUT-REAR SIDE POWER GAIN

		LNET-650MD	LNET-655MD	LNET-660MD	LNET-665MD	LNET-670MD
5%	Maximum power (Pmax)	683W	688W	693W	698W	704W
	Module Efficiency STC (%)	21.97%	22.14%	22.31%	22.48%	22.65%
15%	Maximum power (Pmax)	748W	753W	759W	765W	771W
	Module Efficiency STC (%)	24.06%	24.25%	24.43%	24.62%	24.80%
25%	Maximum Power (Pmax)	813W	819W	825W	831W	838W
	Module Efficiency STC (%)	26.16%	26.36%	26.56%	26.76%	26.96%

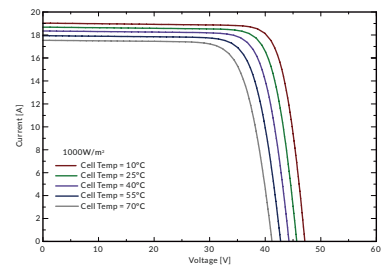
PACKING CONFIGURATION

Container	40'HQ
Pieces per pallet	31
Pallets per container	18
Pieces per container	558

I-V CURVE



LNET-670MD/I-V



OPERATING CHARACTERISTICS

Operating Module Temperature	-40°C to +85°C
Maximum System Voltage	1500 DC (IEC)
Maximum Series Fuse Rating	35A
Power Tolerance	0/+5W

TEMPERATURE CHARACTERISTICS

Nominal Operating Temperature (NMOT)	43±2°C
Temperature Coefficient of Pmax	-0.34%/°C
Temperature Coefficient of Voc	-0.25%/°C
Temperature Coefficient of Isc	+0.04%/°C

Note: Due to continuous technical innovation, R&D and improvement, technical data above mentioned may be of modification accordingly. LUXEN SOLAR have the sole right to make such modification at anytime without further notice.