


# LUXPOWER® SERIES 6 485-505W Mono

M12/210mm Cell . 150 1/3-Cell Layout



LUXPOWER® Series 6 solar modules stand out with the breakthrough innovation of M12 size (210mm) solar cells for the highest power generation and the lowest LCOE, which makes Series 6 the optimal choice for large solar power plants. The gallium-doped wafer technology empowers significantly the performance against LID and the latest integrated segmented ribbon technology increases the power output and enhances the module reliability for long-term use.



Ideal Choice For Large Scale Ground Installation



High Density Interconnect Technology



Gallium-doped Technology



Anti-PID Low LID Performance

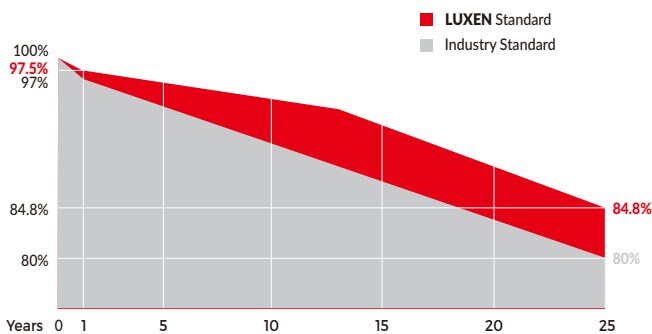


Less Hot Spot Shading Effects



Lower BOS & LCOE

## Linear performance Warranty



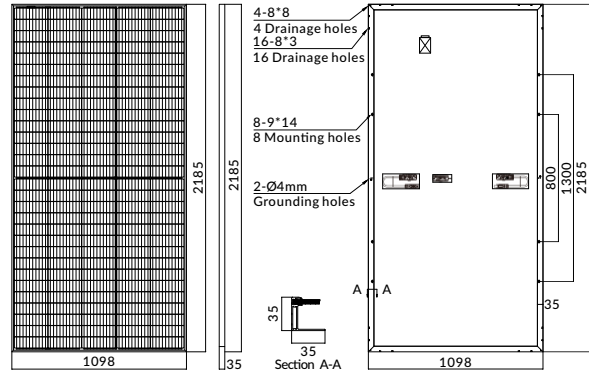
## Comprehensive Certificates

- ISO9001:2015 QMS
- ISO14001:2015 EMS
- ISO45001:2018 OHSMS
- IEC61215/IEC61730 Standard quality



**MECHANICAL CHARACTERISTICS**

Solar Cells	Mono
No. of Cells	150 (5x30)
Dimensions	2185 x 1098 x 35mm
Weight	26.5kgs
Front Glass	3.2mm coated tempered glass
Frame	Anodized aluminium alloy
Junction Box	Ip68 rated (3 by pass diodes)
	4.0mm <sup>2</sup>
Output Cables	300mm (+) / 300mm (-)
	Length can be customized
Connectors	Mc4 compatible
Mechanical load test	5400Pa



**ELECTRICAL PARAMETERS**

POWER CLASS	LNEX-485M		LNEX-490M		LNEX-495M		LNEX-500M		LNEX-505M	
	STC	NOCT	STC	NOCT	STC	NOCT	STC	NOCT	STC	NOCT
Maximum power (Pmax)	485W	367W	490W	371W	495W	375W	500W	379W	505W	383W
Open Circuit Voltage (Voc)	51.21V	48.66V	51.36V	48.82V	51.52V	48.95V	51.68V	49.08V	51.83V	49.21V
Short Circuit Current (Isc)	12.02A	9.70A	12.09A	9.75A	12.16A	9.81A	12.23A	9.86A	12.30A	9.92A
Voltage at Maximum power (Vmpp)	42.32V	39.98V	42.50V	40.15V	42.67V	40.35V	42.84V	40.54V	43.02V	40.73V
Current Maximum Power (Impp)	11.46A	9.18A	11.53A	9.24A	11.60A	9.29A	11.67A	9.35A	11.74A	9.40A
MODULE EFFICIENCY (%)	20.22%		20.42%		20.63%		20.84%		21.05%	

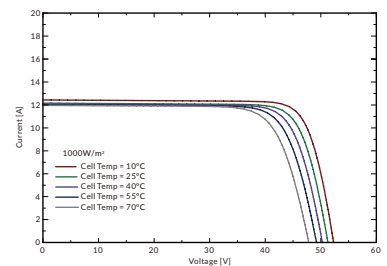
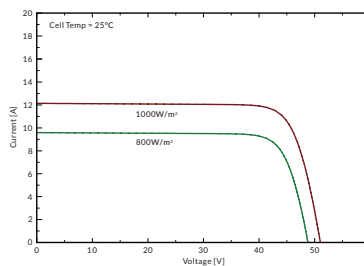
STC: Irradiance 1000W/m<sup>2</sup>, cell temperature 25°C, AM1.5G      NOCT: Irradiance 800W/m<sup>2</sup>, ambient temperature 20°C, wind speed 1m/s, AM1.5G

**PACKING CONFIGURATION**

Container	40'HQ
Pieces per pallet	31
Pallets per container	20
Pieces per container	620

**I-V CURVE**

**LNEX-490M/I-V**



**OPERATING CHARACTERISTICS**

Operating Module Temperature	-40°C to +85°C
Maximum System Voltage	1500 DC (IEC)
Maximum Series Fuse Rating	20A
Power Tolerance	0/+5W

**TEMPERATURE CHARACTERISTICS**

Nominal Operating Temperature (Noct)	43±2°C
Temperature Coefficient of Pmax	-0.34%/°C
Temperature Coefficient of Voc	-0.25%/°C
Temperature Coefficient of Isc	+0.04%/°C

**Note:** Due to continuous technical innovation, R&D and improvement, technical data above mentioned may be of modification accordingly. LUXEN SOLAR have the sole right to make such modification at anytime without further notice.