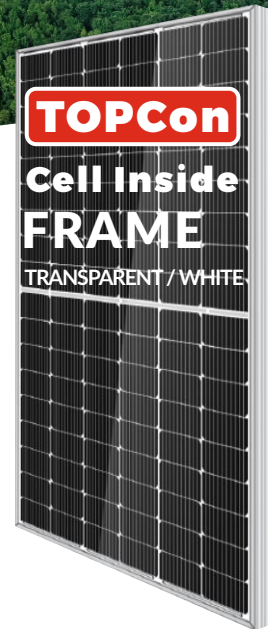


LUXPOWER® SERIES **N5**



410-430W Mono BIFACIAL DG

108 Half-Cell Layout
M10/182mm N-TOPCon Cell



N-TOPCon Cell Technology



SMBB Half Cut Cell Technology



Bifacial Cell Module Technologies



Excellent Anti-PID Low LID Performance

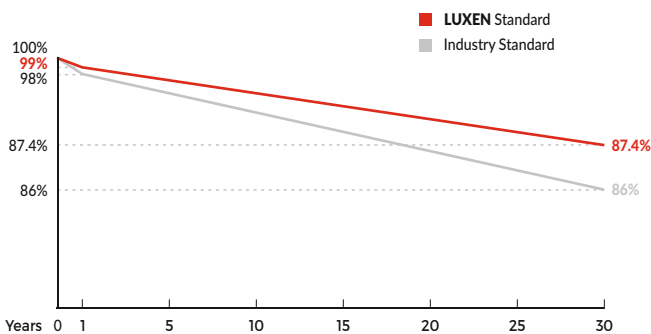


Less Hot Spot Shading Effects



Higher Power Output Lower BOS & LCOE

Linear performance Warranty



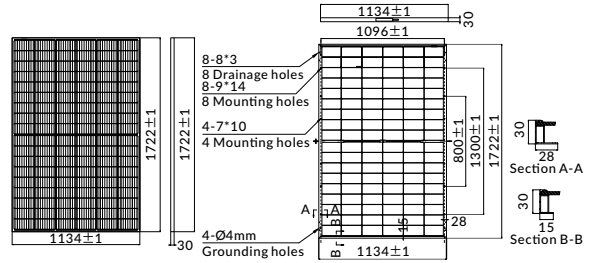
Comprehensive Certificates

- ISO9001:2015 QMS
- ISO14001:2015 EMS
- ISO45001:2018 OHSMS
- IEC61215/IEC61730 Standard quality



MECHANICAL CHARACTERISTICS

Solar Cells	N-type Mono
No. of Cells	108 (6x18)
Dimensions	1722 x 1134 x 30mm
Weight	23.5kgs
Front Glass	2.0mm coated semi-tempered glass
Back Glass	2.0mm semi-tempered glass
Junction Box	Ip68 rated (3 by pass diodes)
Output Cables	4.0mm ² 300mm (+) / 300mm (-) Length can be customized
Connectors	Mc4 compatible
Mechanical load test	5400Pa



ELECTRICAL PARAMETERS

POWER CLASS	LNVB-410ND	LNVB-415ND	LNVB-420ND	LNVB-425ND	LNVB-430ND
	STC	STC	STC	STC	STC
Maximum power (Pmax)	410W	415W	420W	425W	430W
Open Circuit Voltage (Voc)	38.01V	38.25V	38.49V	38.73V	38.96V
Short Circuit Current (Isc)	13.85A	13.92A	13.99A	14.06A	14.13A
Voltage at Maximum power (Vmpp)	31.20V	31.42V	31.63V	31.84V	32.04V
Current Maximum Power (Impp)	13.14A	13.21A	13.28A	13.35A	13.42A
MODULE EFFICIENCY (%)	21.00%	21.25%	21.51%	21.76%	22.02%

STC: Irradiance 1000W/m², cell temperature 25°C, AM1.5G

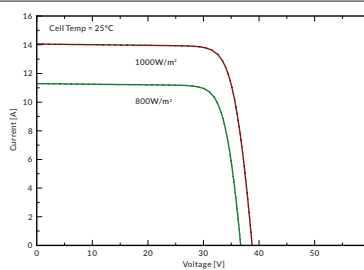
BIFACIAL OUTPUT-REAR SIDE POWER GAIN

		LNVB-410ND	LNVB-415ND	LNVB-420ND	LNVB-425ND	LNVB-430ND
		5%	Maximum power (Pmax)	431W	436W	441W
	Module Efficiency STC (%)	22.05%	22.31%	22.58%	22.85%	23.12%
15%	Maximum power (Pmax)	472W	477W	483W	489W	495W
	Module Efficiency STC (%)	24.15%	24.44%	24.73%	25.03%	25.32%
25%	Maximum Power (Pmax)	513W	519W	525W	531W	538W
	Module Efficiency STC (%)	26.25%	26.57%	26.89%	27.21%	27.53%

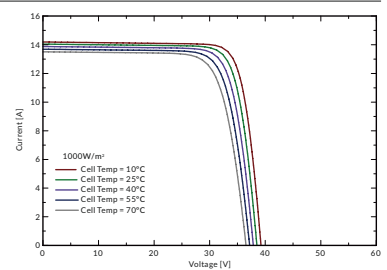
PACKING CONFIGURATION

Container	20'GP	40'HQ
Pieces per pallet	36	36
Pallets per container	6	26
Pieces per container	216	936

I-V CURVE



LNVB-425ND/I-V



OPERATING CHARACTERISTICS

Operating Module Temperature	-40°C to +85°C
Maximum System Voltage	1500 DC (IEC)
Maximum Series Fuse Rating	30A
Power Tolerance	0/+5W

TEMPERATURE CHARACTERISTICS

Nominal Operating Temperature (NMOT)	45±2°C
Temperature Coefficient of Pmax	-0.29%/°C
Temperature Coefficient of Voc	-0.25%/°C
Temperature Coefficient of Isc	+0.045%/°C

Note: Due to continuous technical innovation, R&D and improvement, technical data above mentioned may be of modification accordingly. LUXEN SOLAR have the sole right to make such modification at anytime without further notice.