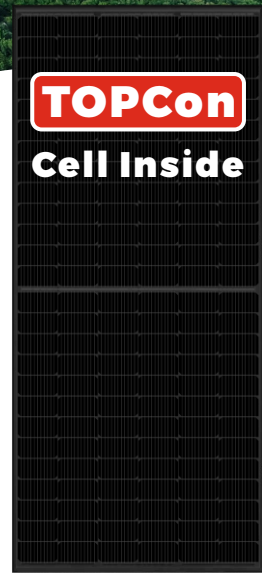


LUXNERI® SERIES **N5**




**605-625W Mono FULL BLACK**

156 Half-Cell Layout  
M10/182mm N-TOPCon Cell




N-TOPCon Cell Technology



Full Black Appearance for Aesthetic Effect




SMBB Half Cut Cell Technology



Excellent Anti-PID Low LID Performance

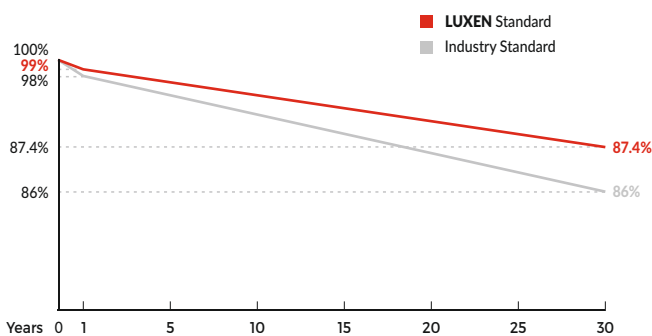


Less Hot Spot Shading Effects



Higher Power Output Lower BOS & LCOE

Linear performance Warranty



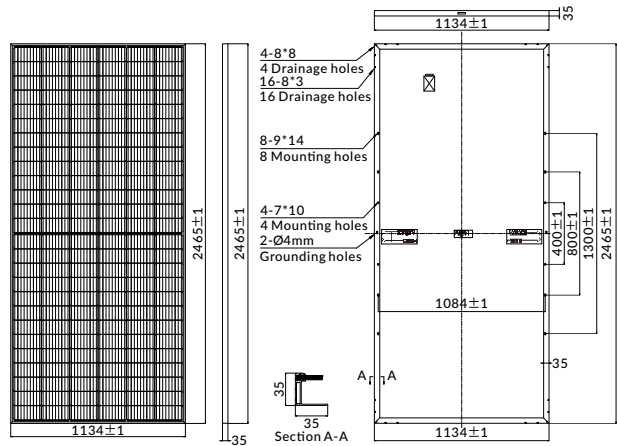
Comprehensive Certificates

- ISO9001:2015 QMS
- ISO14001:2015 EMS
- ISO45001:2018 OHSMS
- IEC61215/IEC61730 Standard quality



MECHANICAL CHARACTERISTICS

Solar Cells	N-type Mono
No. of Cells	156 (6x26)
Dimensions	2465 x 1134 x 35mm
Weight	30.0kgs
Front Glass	3.2mm coated tempered glass
Frame	Anodized aluminium alloy
Junction Box	Ip68 rated (3 by pass diodes)
	4.0mm <sup>2</sup>
Output Cables	300mm (+) / 300mm (-)
	Length can be customized
Connectors	Mc4 compatible
Mechanical load test	5400Pa



ELECTRICAL PARAMETERS

POWER CLASS	LNVH-605N		LNVH-610N		LNVH-615N		LNVH-620N		LNVH-625N	
	STC	NMOT	STC	NMOT	STC	NMOT	STC	NMOT	STC	NMOT
Maximum power (Pmax)	605W	455W	610W	459W	615W	463W	620W	467W	625W	471W
Open Circuit Voltage (Voc)	55.10V	52.33V	55.25V	52.50V	55.40V	52.66V	55.55V	52.82V	55.70V	52.98V
Short Circuit Current (Isc)	14.03A	11.35A	14.10A	11.41A	14.17A	11.47A	14.24A	11.53A	14.31A	11.59A
Voltage at Maximum power (Vmpp)	45.59V	42.21V	45.73V	42.34V	45.86V	42.48V	45.99V	42.61V	46.13V	42.74V
Current Maximum Power (Impp)	13.27A	10.78A	13.34A	10.84A	13.41A	10.90A	13.48A	10.96A	13.55A	11.02A
MODULE EFFICIENCY (%)	21.64%		21.82%		22.00%		22.18%		22.36%	

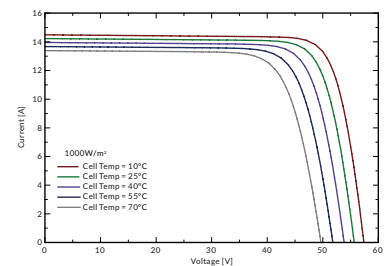
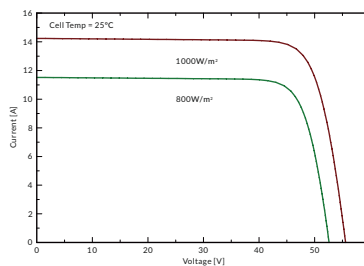
STC: Irradiance 1000W/m<sup>2</sup>, cell temperature 25°C, AM1.5G    NMOT: Irradiance 800W/m<sup>2</sup>, ambient temperature 20°C, wind speed 1m/s, AM1.5G

PACKING CONFIGURATION

Container	20'GP	40'HQ
Pieces per pallet	31	31
Pallets per container	4	16
Pieces per container	124	496

I-V CURVE

LNVH-620N/I-V



OPERATING CHARACTERISTICS

Operating Module Temperature	-40°C to +85°C
Maximum System Voltage	1500 DC (IEC)
Maximum Series Fuse Rating	25A
Power Tolerance	0/+5W

TEMPERATURE CHARACTERISTICS

Nominal Operating Temperature (NMOT)	45±2°C
Temperature Coefficient of Pmax	-0.30%/°C
Temperature Coefficient of Voc	-0.25%/°C
Temperature Coefficient of Isc	+0.046%/°C

Note: Due to continuous technical innovation, R&D and improvement, technical data above mentioned may be of modification accordingly. LUXEN SOLAR have the sole right to make such modification at anytime without further notice.