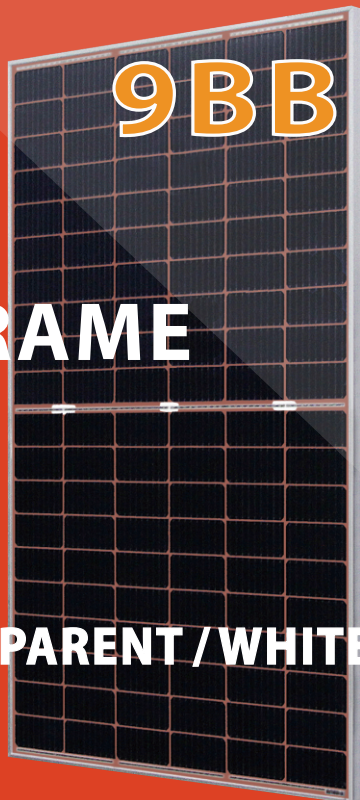


LUXEN

LUXCLEAR[®] MONO 320-340w

Double Glass Modules of LUXCLEAR[®] series with powerful performance and high transmittance are ideal for both installations with most strict demands of durability and projects of building.

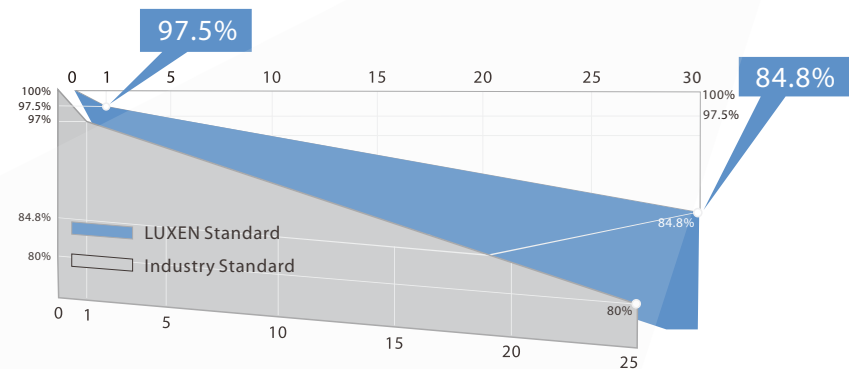
120 cells Bifacial
Double Glass Modules



FRAME

TRANSPARENT / WHITE

LINEAR PERFORMANCE WARRANTY



ISO9001:2015 QMS
ISO14001:2015 EMS
ISO45001:2018 OHSMS



IEC61215 & IEC61730
standard quality



Smaller electric current, less CTM loss
Lower risk of hot spot



Wind load up to 3800Pa
Snow load up to 5400Pa



0-5W positive power sorting



Stable performance under
weak light conditions



30-year power warranty
12-year product warranty



MONO 320-340w 120 cells Bifacial DG 9BB FRAME

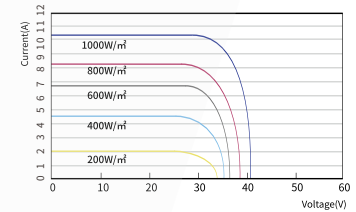
LUXEN

ELECTRICAL PARAMETERS

LNSK-320M LNSK-325M LNSK-330M LNSK-335M LNSK-340M

	STC	STC	STC	STC	STC
Maximum Power (Pmax)	320W	325W	330W	335W	340W
Open Circuit Voltage (Voc)	40.45V	40.78V	41.07V	41.37V	41.67V
Short Circuit Current (Isc)	10.17A	10.24A	10.32A	10.39A	10.47A
Voltage at Maximum Power (Vmp)	33.54V	33.78V	34.06V	34.30V	34.55V
Current at Maximum Power (Imp)	9.54A	9.62A	9.69A	9.77A	9.84A
Module Efficiency(%)	18.79%	19.08%	19.37%	19.67%	19.96%

LNSK-335M/I-V



STC: Irradiance 1000W/m², cell temperature 25°C, AM1.5G

BIFACIAL OUTPUT-REAR SIDE POWER GAIN

5%	Maximum Power (Pmax)	336W	341W	347W	352W	357W
	Module Efficiency STC (%)	19.73%	20.03%	20.34%	20.65%	20.96%
15%	Maximum Power (Pmax)	368W	374W	380W	385W	391W
	Module Efficiency STC (%)	21.60%	21.94%	22.28%	22.62%	22.95%
25%	Maximum Power (Pmax)	400W	406W	413W	419W	425W
	Module Efficiency STC (%)	23.48%	23.85%	24.22%	24.58%	24.95%

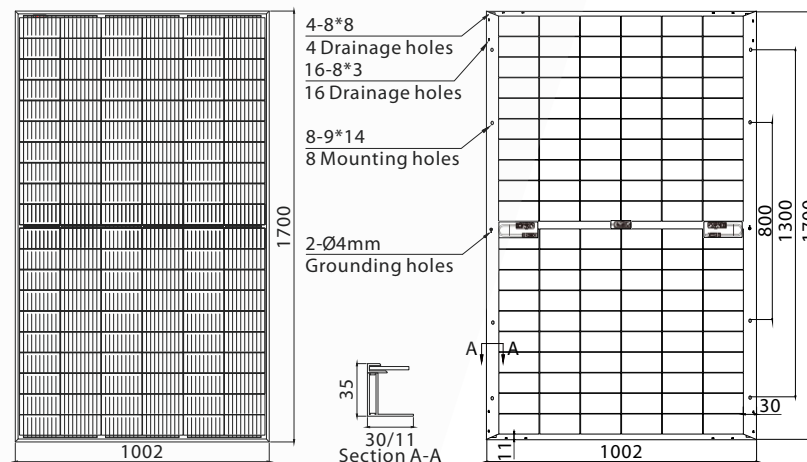
Operating Module Temperature	-40°C to +85°C
Maximum System Voltage	1500V DC(IEC)
Maximum Series Fuse Rating	20A
Power Tolerance	0/+5W
Temperature Characteristics	
Nominal Operating Cell Temperature(Noct)	45±2°C
Temperature Coefficient of Pmax	-0.36%/°C
Temperature Coefficient of Voc	-0.28%/°C
Temperature Coefficient of Isc	+0.05%/°C

Packing Configuration

Container	20' GP	40' HQ
Pieces per pallet	31	31
Pallets per container	12	26
Pieces per container	372	806

Mechanical Characteristics

Solar Cell	MONO158.75x79.375mm
No. of Cell	120(6x20)
Dimensions	1700x1002x35mm
Weight	20.5kgs
Front	2.0mm coated semi-tempered glass
Back	2.0mm semi-tempered glass
Junction Box	Ip68 rated(3 by pass diodes)
Output Cables	4.0mm ² 300mm(+)/300mm(-) Length can be customized
Connectors	MC4 compatible
Mechanical load test	5400Pa



LUXEN SOLAR ENERGY CO., LTD
 T: +86 512 6708 1572
 F: +86 512 6708 1570
 sales@luxensolar.com
 www.luxensolar.com

Note: Due to continuous technical innovation, R&D and improvement, technical data above mentioned may be of modification accordingly. LUXEN SOLAR have the sole right to make such modification at anytime without further notice.

