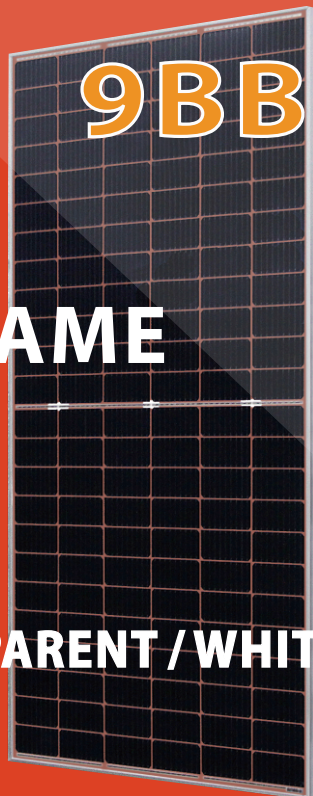


LUXEN

LUXCLEAR[®] MONO 390-410w

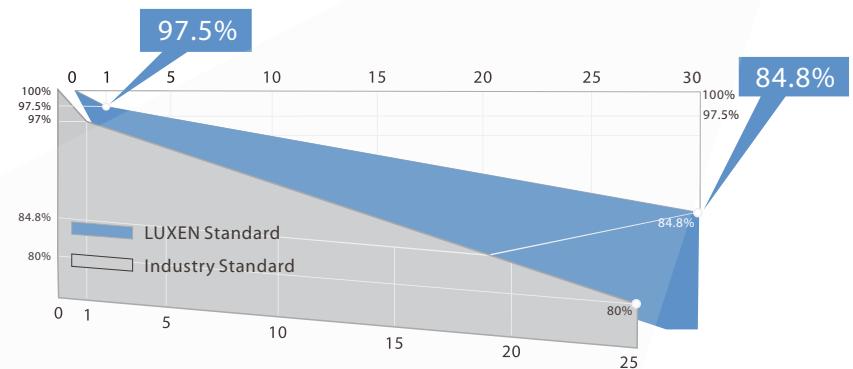
Double Glass Modules of LUXCLEAR[®] series with powerful performance and high transmittance are ideal for both installations with most strict demands of durability and projects of building.

144 cells Bifacial
Double Glass Modules



TRANSPARENT / WHITE

LINEAR PERFORMANCE WARRANTY



ISO9001:2015 QMS
ISO14001:2015 EMS
ISO45001:2018 OHSMS



IEC61215 & IEC61730
standard quality



Smaller electric current, less CTM loss
Lower risk of hot spot



Wind load up to 3800Pa
Snow load up to 5400Pa



0-5W positive power sorting



Stable performance under
weak light conditions



30-year power warranty
12-year product warranty



MONO 390-410w 144 cells Bifacial DG 9BB FRAME

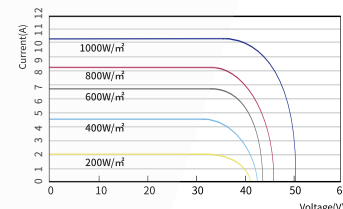
LUXEN

ELECTRICAL PARAMETERS

LNSU-390MD LNSU-395MD LNSU-400MD LNSU-405MD LNSU-410MD

	STC	STC	STC	STC	STC
Maximum Power (Pmax)	390W	395W	400W	405W	410W
Open Circuit Voltage (Voc)	49.03V	49.47V	49.85V	50.34V	50.77V
Short Circuit Current (Isc)	10.26A	10.29A	10.33A	10.35A	10.38A
Voltage at Maximum Power (Vmp)	40.63V	40.93V	41.24V	41.54V	41.84V
Current at Maximum Power (Imp)	9.60A	9.65A	9.70A	9.75A	9.80A
Module Efficiency(%)	19.23%	19.48%	19.72%	19.97%	20.22%

LNSU-405M/I-V



STC: Irradiance 1000W/m², cell temperature 25°C, AM1.5G
NOCT: Irradiance 800W/m², ambient temperature 20°C, wind speed 1m/s, AM1.5G

BIFACIAL OUTPUT-REAR SIDE POWER GAIN

5%	Maximum Power (Pmax)	410W	415W	420W	425W	431W
	Module Efficiency STC (%)	20.19%	20.45%	20.71%	20.97%	21.23%
15%	Maximum Power (Pmax)	449W	454W	460W	466W	472W
	Module Efficiency STC (%)	22.11%	22.40%	22.68%	22.97%	23.25%
25%	Maximum Power (Pmax)	488W	494W	500W	506W	513W
	Module Efficiency STC (%)	24.04%	24.35%	24.65%	24.96%	25.27%

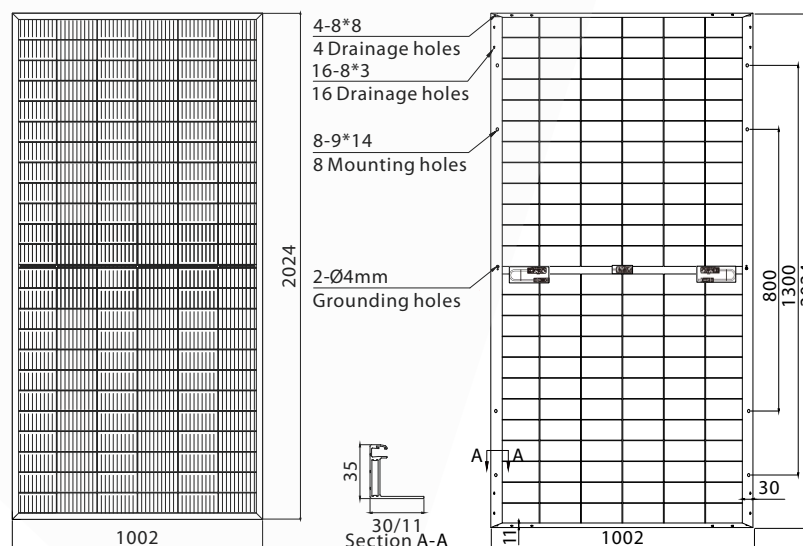
Operating Module Temperature	-40°C to +85°C
Maximum System Voltage	1500V DC(IEC)
Maximum Series Fuse Rating	20A
Power Tolerance	0/+5W
Temperature Characteristics	
Nominal Operating Cell Temperature(NoCT)	45±2°C
Temperature Coefficient of Pmax	-0.36%/°C
Temperature Coefficient of Voc	-0.28%/°C
Temperature Coefficient of Isc	+0.05%/°C

Packing Configuration

Container	20' GP	40' HQ
Pieces per pallet	31	31
Pallets per container	10	22
Pieces per container	310	682

Mechanical Characteristics

Solar Cell	MONO158.75x79.375mm
No.of Cell	144(6x24)
Dimensions	2024x1002x35mm
Weight	24.0kgs
Front	2.0mm coated semi-tempered glass
Back	2.0mm semi-tempered glass
Junction Box	Ip68 rated(3 by pass diodes)
Output Cables	4.0mm ² 300mm(+)/300mm(-) Length can be customized
Connectors	MC4 compatible
Mechanical load test	5400Pa



LUXEN SOLAR ENERGY CO., LTD
 T:+86 512 6708 1572
 F:+86 512 6708 1570
 sales@luxensolar.com
 www.luxensolar.com

Note: Due to continuous technical innovation, R&D and improvement, technical data above mentioned may be of modification accordingly. LUXEN SOLAR have the sole right to make such modification at anytime without further notice.

