

LUXEN


LUXMAX[®]

MONO

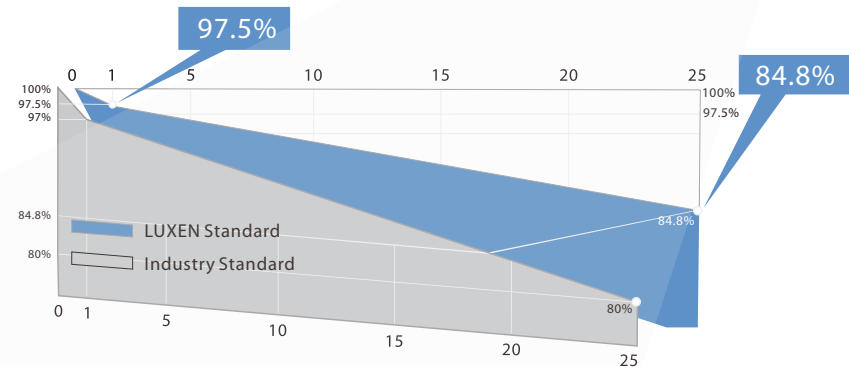
310-330w

LUXMAX[®] Plus series with higher conversion efficiency and better anti-PID performance bring installers the maximize power yield per unit area. They can meet your very strict requirement on quality and efficiency of modules.

60 cells **ALL BLACK**
Bigger Cell



LINEAR PERFORMANCE WARRANTY



ISO9001:2015
management systems



IEC61215 & IEC61730
standard quality



Smaller electric current, less CTM loss
Lower risk of hot spot



Wind load up to 3800Pa
Snow load up to 5400Pa



0-5W positive power sorting



Stable performance under
weak light conditions



25-year power warranty
12-year product warranty



MONO 310w-330w 60cells ALL BLACK

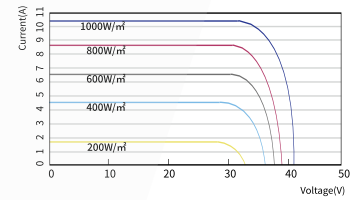
LUXEN

ELECTRICAL PARAMETERS

	LNSE-310M		LNSE-315M		LNSE-320M		LNSE-325M		LNSE-330M	
	STC	NOCT	STC	NOCT	STC	NOCT	STC	NOCT	STC	NOCT
Maximum Power (Pmax)	310W	229W	315W	233W	320W	237W	325W	241W	330W	245W
Open Circuit Voltage (Voc)	39.80V	37.28V	40.12V	37.72V	40.43V	38.15V	40.74V	38.59V	41.05V	39.01V
Short Circuit Current (Isc)	10.05A	7.94A	10.12A	7.98A	10.19A	8.02A	10.26A	8.06A	10.33A	8.10A
Voltage at Maximum Power (Vmpp)	32.56V	30.57V	32.85V	30.94V	33.13V	31.31V	33.40V	31.67V	33.67V	32.03V
Current at Maximum Power (Impp)	9.52A	7.49A	9.59A	7.53A	9.66A	7.57A	9.73A	7.61A	9.80A	7.65A
Module Efficiency(%)	18.66%		18.96%		19.26%		19.56%		19.86%	

STC: Irradiance 1000W/m², cell temperature 25°C, AM1.5G
 NOCT: Irradiance 800W/m², ambient temperature 20°C,
 wind speed 1m/s, AM1.5G

LNSE-330M/I-V



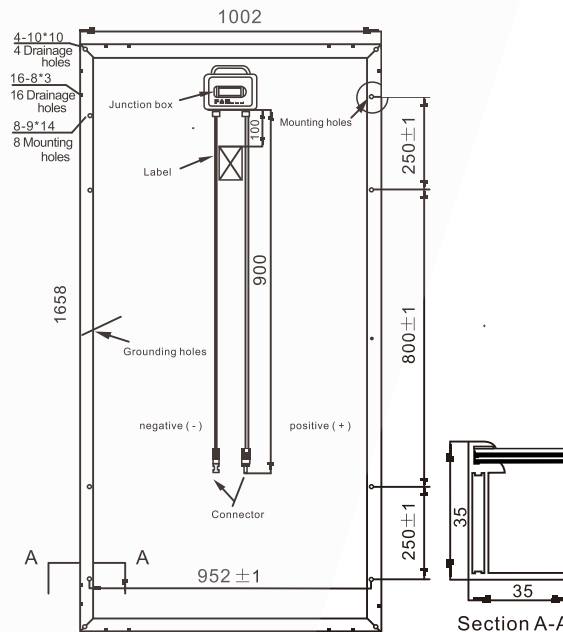
Operating Module Temperature	-40°C to +85°C
Maximun System Voltage	1500V DC(IEC)
Maximun Series Fuse Rating	20A
Power Tolerance	0/+5W
Temperature Charateristics	
Nominal Operating Cell Temperature(Noct)	45±2°C
Temperature Coefficient of Pmax	-0.36%/°C
Temperature Coefficient of Voc	-0.28%/°C
Temperature Coefficient of Isc	+0.05%/°C

Packing Configuration

	20' GP	40' HQ
Container	20' GP	40' HQ
Pieces per pallet	30	30
Pallets per container	12	28
Pieces per container	360	840

Mechanical Characteristics

Solar Cell	MONO
No.of Cells	60(6×10)
Dimensions	1658x1002x35mm
Weight	19.5 kgs
Front	Glass 3.2mm tempered glass
Frame	Anodized aluminium alloy
Junction Box	IP68 rated(3 by pass diodes)
Output Cables	4.0mm ² , symmetrical length (-)900mm and (+)900mm
Connectors	MC4 compatible
Mechanical load test	5400Pa



LUXEN SOLAR ENERGY CO., LTD
 T:+86 512 6708 1572
 F:+86 512 6708 1570
 sales@luxensolar.com
 www.luxensolar.com



Note: Due to continuous technical innovation, R&D and improvement, technical data above mentioned may be of modification accordingly. LUXEN SOLAR have the sole right to make such modification at anytime without further notice.