

LUXEN


# LUXMAX<sup>®</sup>

## MONO

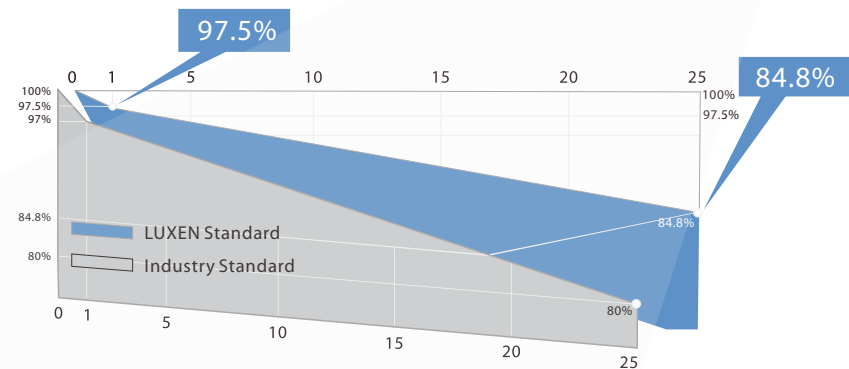
### 375-390w

LUXMAX<sup>®</sup> Plus series with higher conversion efficiency and better anti-PID performance bring installers the maximize power yield per unit area. They can meet your very strict requirement on quality and efficiency of modules.

72 cells **ALL BLACK**  
Bigger Cell



## LINEAR PERFORMANCE WARRANTY



ISO9001:2015 QMS  
ISO14001:2015 EMS  
ISO45001:2018 OHSMS



IEC61215 & IEC61730  
standard quality



Smaller electric current, less CTM loss  
Lower risk of hot spot



Wind load up to 3800Pa  
Snow load up to 5400Pa



0-5W positive power sorting



Stable performance under  
weak light conditions



25-year power warranty  
12-year product warranty



# MONO 375-390w 72 cells ALL BLACK

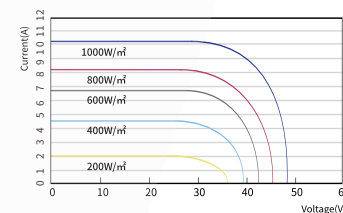
# LUXEN

## ELECTRICAL PARAMETERS

	LNSF-375M		LNSF-380M		LNSF-385M		LNSF-390M	
	STC	NOCT	STC	NOCT	STC	NOCT	STC	NOCT
Maximum Power (Pmax)	375W	279W	380W	282W	385W	285W	390W	288W
Open Circuit Voltage (Voc)	47.96V	45.34V	48.27V	45.55V	48.62V	45.76V	48.94V	45.97V
Short Circuit Current (Isc)	10.07A	7.94A	10.13A	7.98A	10.18A	8.02A	10.24A	8.06A
Voltage at Maximum Power (Vmp)	39.23V	37.30V	39.54V	37.50V	39.81V	37.70V	40.11V	37.89V
Current at Maximum Power (Imp)	9.56A	7.48A	9.61A	7.52A	9.67A	7.56A	9.72A	7.60A
Module Efficiency(%)	18.91%		19.16%		19.42%		19.67%	

**STC:** Irradiance 1000W/m<sup>2</sup>, cell temperature 25°C, AM1.5G  
**NOCT:** Irradiance 800W/m<sup>2</sup>, ambient temperature 20°C, wind speed 1m/s, AM1.5G

LNSF-385M/I-V



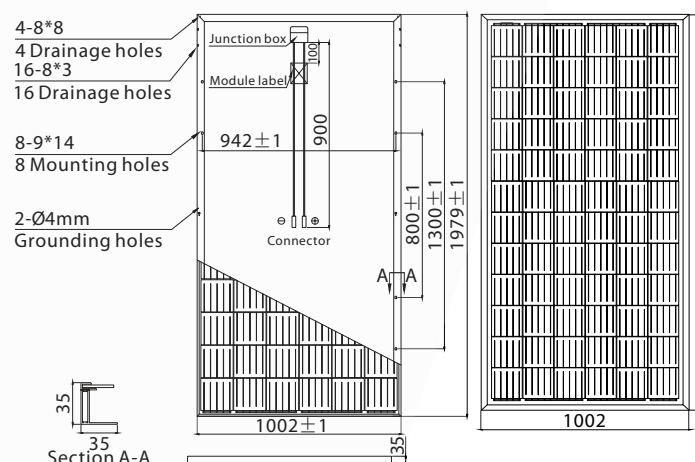
Operating Module Temperature	-40°C to +85°C
Maximum System Voltage	1500V DC(IEC)
Maximum Series Fuse Rating	20A
Power Tolerance	0/+5W
<b>Temperature Characteristics</b>	
Nominal Operating Cell Temperature(Noct)	45±2°C
Temperature Coefficient of Pmax	-0.36%/°C
Temperature Coefficient of Voc	-0.28%/°C
Temperature Coefficient of Isc	+0.05%/°C

## Packing Configuration

	20'GP	40'HQ
Pieces per pallet	31	31
Pallets per container	10	22
Pieces per container	310	682

## Mechanical Characteristics

Solar Cell	MONO158.75x158.75mm
No.of Cell	72(6x12)
Dimensions	1979x1002x35mm
Weight	21.5kgs
Front	3.2mm coated tempered glass
Frame	Anodized aluminium alloy
Junction Box	Ip68 rated(3 by pass diodes)
Output Cables	4.0mm <sup>2</sup> symmetrical length 900mm
Connectors	MC4 compatible
Mechanical load test	5400Pa



LUXEN SOLAR ENERGY CO., LTD  
 T:+86 512 6708 1572  
 F:+86 512 6708 1570  
 sales@luxensolar.com  
 www.luxensolar.com



Note: Due to continuous technical innovation, R&D and improvement, technical data above mentioned may be of modification accordingly. LUXEN SOLAR have the sole right to make such modification at anytime without further notice.