

LUXEN


LUXMAX[®]

MONO

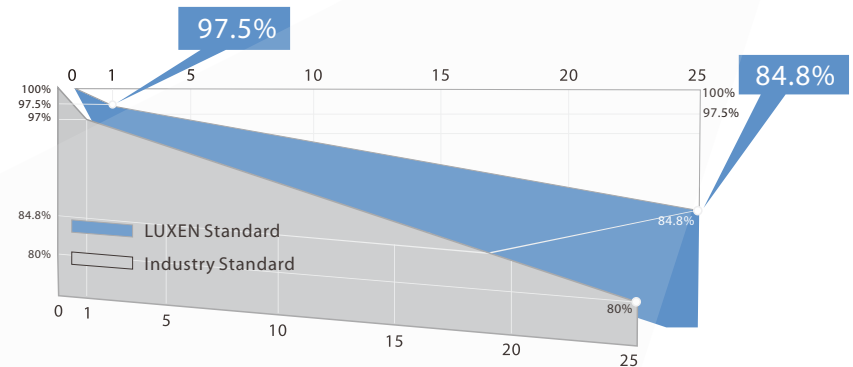
375-395w

LUXMAX[®] Plus series with higher conversion efficiency and better anti-PID performance bring installers the maximize power yield per unit area. They can meet your very strict requirement on quality and efficiency of modules.

72 cells **ALL BLACK**
Bigger Cell



LINEAR PERFORMANCE WARRANTY



ISO9001:2015
management systems



IEC61215 & IEC61730
standard quality



Smaller electric current, less CTM loss
Lower risk of hot spot



Wind load up to 3800Pa
Snow load up to 5400Pa



0-5W positive power sorting



Stable performance under
weak light conditions



25-year power warranty
12-year product warranty



MONO 375w-395w 72cells ALL BLACK

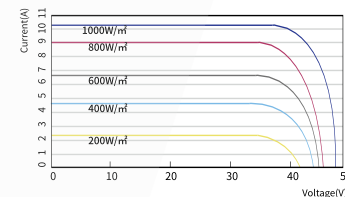
LUXEN

ELECTRICAL PARAMETERS

	LNSF-375M		LNSF-380M		LNSF-385M		LNSF-390M		LNSF-395M	
	STC	NOCT	STC	NOCT	STC	NOCT	STC	NOCT	STC	NOCT
Maximum Power (Pmax)	375W	279W	380W	282W	385W	285W	390W	288W	395W	291W
Open Circuit Voltage (Voc)	47.96V	45.34V	48.27V	45.55V	48.62V	45.76V	48.94V	45.97V	49.26V	46.17V
Short Circuit Current (Isc)	10.07A	7.94A	10.13A	7.98A	10.18A	8.02A	10.24A	8.06A	10.29A	8.10A
Voltage at Maximum Power (Vmp)	39.23V	37.30V	39.54V	37.50V	39.81V	37.70V	40.11V	37.89V	40.40V	38.09V
Current at Maximum Power (Imp)	9.56A	7.48A	9.61A	7.52A	9.67A	7.56A	9.72A	7.60A	9.78A	7.64A
Module Efficiency(%)	18.91%		19.16%		19.42%		19.67%		19.92%	

STC: Irradiance 1000W/m², cell temperature 25°C, AM1.5G
NOCT: Irradiance 800W/m², ambient temperature 20°C, wind speed 1m/s, AM1.5G

LNSF-395M/I-V



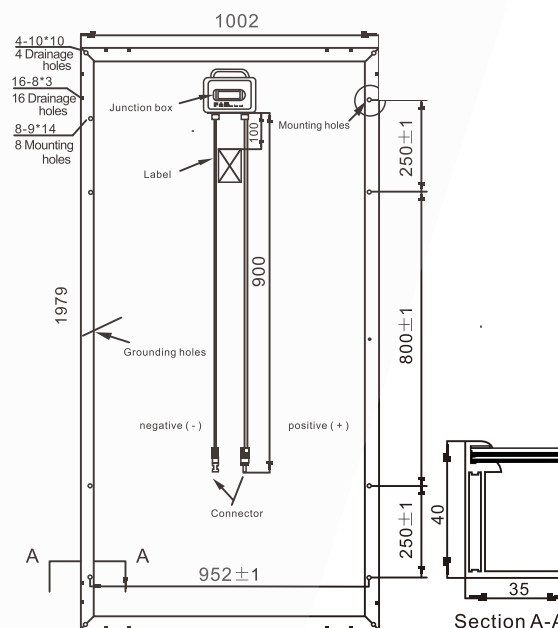
Operating Module Temperature	-40°C to +85°C
Maximum System Voltage	1500V DC(IEC)
Maximum Series Fuse Rating	20A
Power Tolerance	0/+5W
Temperature Characteristics	
Nominal Operating Cell Temperature(Noct)	45±2°C
Temperature Coefficient of Pmax	-0.36%/°C
Temperature Coefficient of Voc	-0.28%/°C
Temperature Coefficient of Isc	+0.05%/°C

Packing Configuration

Container	20' GP	40' HQ
Pieces per pallet	26	26
Pallets per container	10	22
Pieces per container	260	572

Mechanical Characteristics

Solar Cell	MONO
No. of Cells	72(6×12)
Dimensions	1979x1002x40mm
Weight	23.5 kgs
Front	Glass 3.2mm tempered glass
Frame	Anodized aluminium alloy
Junction Box	IP68 rated(3 by pass diodes)
Output Cables	4.0mm ² , symmetrical length (-900mm and (+)900mm
Connectors	MC4 compatible
Mechanical load test	5400Pa



LUXEN SOLAR ENERGY CO., LTD
 T:+86 512 6708 1572
 F:+86 512 6708 1570
 sales@luxensolar.com
 www.luxensolar.com



Note: Due to continuous technical innovation, R&D and improvement, technical data above mentioned may be of modification accordingly. LUXEN SOLAR have the sole right to make such modification at anytime without further notice.