

LUXEN


LUXHYPER[®]

MONO

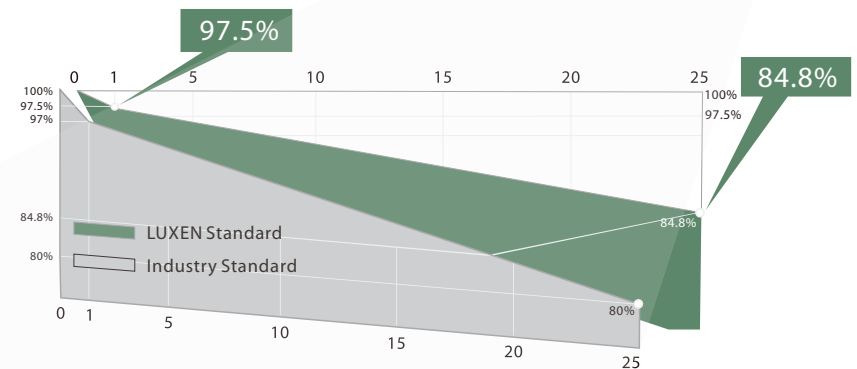
350-365w



LUXHYPER[®] series (Super-efficiency half-cell Modules) Assembled with the advanced half-cell technology offer the advantages of higher power output, reduced series resistance loss, and lower risk of hot spot. In order to meet the Clients' requirements of best quality and efficiency.

120 cells
Half-cut cell modules



LINEAR PERFORMANCE WARRANTY



- 9BB** 9BB cell design
Smaller electric current, less CTM loss
Lower risk of hot spot
-  ISO9001:2015&ISO14001 management systems
- IEC** IEC61215&IEC61730 standard quality
-  Wind load up to 3800Pa
Snow load up to 5400Pa
- +5W** 0-5W positive power sorting
-  Stable performance under weak light conditions
- 25-year
12-year** 25-year power warranty
12-year product warranty



MONO 350-365w 120 cells 9BB ALL BLACK

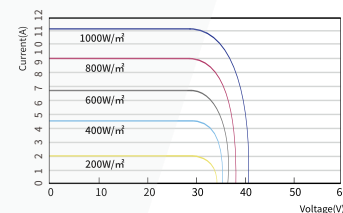
LUXEN

ELECTRICAL PARAMETERS

	LNSK-350M		LNSK-355M		LNSK-360M		LNSK-365M	
	STC	NOCT	STC	NOCT	STC	NOCT	STC	NOCT
Maximum Power (Pmax)	350W	259W	355W	262W	360W	265W	365W	268W
Open Circuit Voltage (Voc)	40.38V	37.23V	40.59V	37.34V	40.79V	37.45V	40.99V	37.55V
Short Circuit Current (Isc)	11.02A	8.89A	11.10A	8.95A	11.18A	9.01A	11.26A	9.07A
Voltage at Maximum Power (Vmp)	33.27V	30.69V	33.49V	30.82V	33.71V	30.96V	33.92V	31.09V
Current at Maximum Power (Imp)	10.52A	8.44A	10.60A	8.50A	10.68A	8.56A	10.76A	8.62A
Module Efficiency(%)	18.92%		19.19%		19.46%		19.73%	

STC: Irradiance 1000W/m², cell temperature 25°C, AM1.5G
NOCT: Irradiance 800W/m², ambient temperature 20°C,
 wind speed 1m/s, AM1.5G

LNSK-360M/I-V



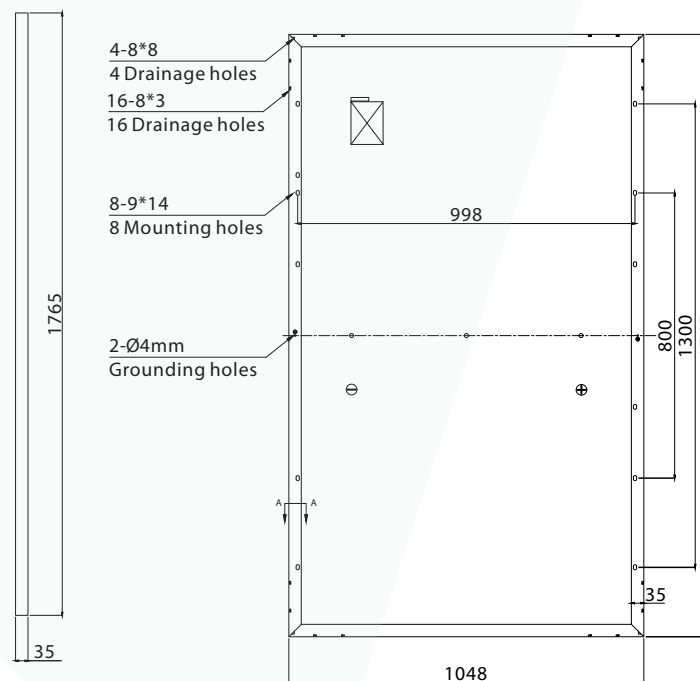
Operating Module Temperature	-40°C to +85°C
Maximum System Voltage	1500V DC(IEC)
Maximum Series Fuse Rating	20A
Power Tolerance	0/+5W
Temperature Characteristics	
Nominal Operating Cell Temperature(Noct)	45±2°C
Temperature Coefficient of Pmax	-0.36%/°C
Temperature Coefficient of Voc	-0.28%/°C
Temperature Coefficient of Isc	+0.05%/°C

Packing Configuration

Container	20'GP	40'HQ
Pieces per pallet	30	30
Pallets per container	6	26
Pieces per container	180	780

Mechanical Characteristics

Solar Cell	MONO166x83mm
No.of Cell	120(6x20)
Dimensions	1765x1048x35mm
Weight	20.0kgs
Front	3.2mm tempered glass
Frame	Anodized aluminium alloy
Junction Box	Ip68 rated(3 by pass diodes)
Output Cables	4.0mm ² symmetrical length 300mm
Connectors	MC4 compatible
Mechanical load test	Front 5400Pa/Back 2400Pa



LUXEN SOLAR ENERGY CO., LTD
 T:+86 512 6708 1572
 F:+86 512 6708 1570
 sales@luxensolar.com
 www.luxensolar.com



Note: Due to continuous technical innovation, R&D and improvement, technical data above mentioned may be of modification accordingly. LUXEN SOLAR have the sole right to make such modification at anytime without further notice.