

# LUXPOWER® SERIES 4

## 390-410W Mono BIFACIAL DG

M6/166mm Cell . 132 Half-Cell Layout

Assembled with the M6 wafer based high efficiency cells, LUXPOWER® Series 4 BIFACIAL solar modules feature the innovative twin-panel design and the advanced technologies of bifacial cell, half-cut cell, 9 busbars and round wire ribbon interconnection, reducing the hot spot risk and shading effects and increasing significantly the power output by absorbing the diffused light on the rear side. The double-glass construction enhances the long-term durability and performance of the module in all conditions.



Bifacial Cell Module Technologies



Gallium-doped Technology



Half Cut Cell Technology



Anti-PID Low LID Performance

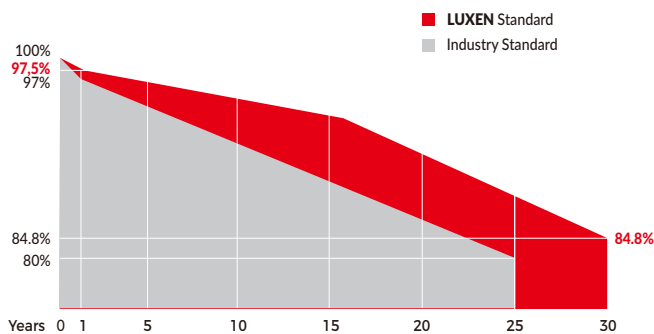


Less Hot Spot Shading Effects



Enduring High Reliability & Performance

### Linear performance Warranty



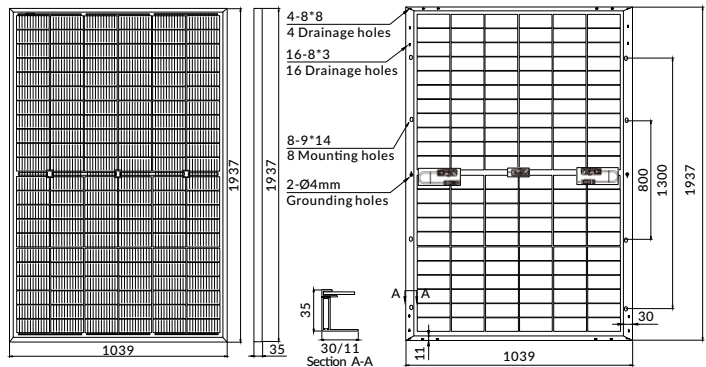
### Comprehensive Certificates

- ISO9001:2015 QMS
- ISO14001:2015 EMS
- ISO45001:2018 OHSMS
- IEC61215/IEC61730 Standard quality



**MECHANICAL CHARACTERISTICS**

Solar Cells	Mono
No. of Cells	132 (6x22)
Dimensions	1937 x 1039 x 35mm
Weight	24.0kgs
Front Glass	2.0mm coated semi-tempered glass
Back Glass	2.0mm semi-tempered glass
Junction Box	Ip68 rated (3 by pass diodes)
	4.0mm <sup>2</sup>
Output Cables	300mm (+) / 300mm (-)
	Length can be customized
Connectors	Mc4 compatible
Mechanical load test	5400Pa



**ELECTRICAL PARAMETERS**

POWER CLASS	LNST-390MD	LNST-395MD	LNST-400MD	LNST-405MD	LNST-410MD
	STC	STC	STC	STC	STC
Maximum power (Pmax)	390W	395W	400W	405W	410W
Open Circuit Voltage (Voc)	45.33V	45.56V	45.79V	46.01V	46.23V
Short Circuit Current (Isc)	11.13A	11.19A	11.26A	11.32A	11.39A
Voltage at Maximum power (Vmpp)	36.69V	36.93V	37.17V	37.41V	37.64V
Current Maximum Power (Impp)	10.63A	10.70A	10.76A	10.83A	10.89A
MODULE EFFICIENCY (%)	17.81%	18.04%	18.27%	18.50%	18.73%

STC: Irradiance 1000W/m<sup>2</sup>, cell temperature 25°C, AM1.5G

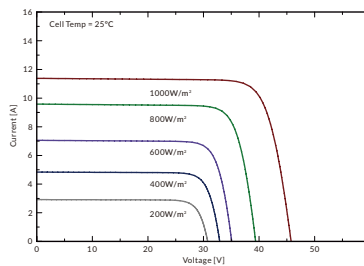
**BIFACIAL OUTPUT-REAR SIDE POWER GAIN**

5%	Maximum power (Pmax)	410W	415W	420W	425W	431W
	Module Efficiency STC (%)	20.35%	20.61%	20.87%	21.13%	21.39%
15%	Maximum power (Pmax)	449W	454W	460W	466W	472W
	Module Efficiency STC (%)	22.29%	22.57%	22.86%	23.14%	23.43%
25%	Maximum Power (Pmax)	488W	494W	500W	506W	513W
	Module Efficiency STC (%)	24.22%	24.53%	24.84%	25.15%	25.47%

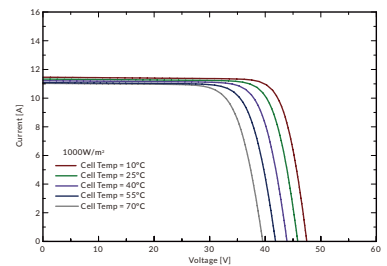
**PACKING CONFIGURATION**

Container	20'GP	40'HQ
Pieces per pallet	31	31
Pallets per container	6	24
Pieces per container	186	744

**I-V CURVE**



**LNST-410M/I-V**



**OPERATING CHARACTERISTICS**

Operating Module Temperature	-40°C to + 85°C
Maximun System Voltage	1500 DC (IEC)
Maximun Series Fuse Rating	20A
Power Tolerance	0/+5W

**TEMPERATURE CHARACTERISTICS**

Nominal Operating Temperature (Noct)	45±2°C
Temperature Coefficient of Pmax	-0.36%/°C
Temperature Coefficient of Voc	-0.28%/°C
Temperature Coefficient of Isc	+0.05%/°C

**Note:** Due to continuous technical innovation, R&D and improvement ,technical data above mentioned may be of modification accordingly. LUXEN SOLAR have the sole right to make such modification at anytime without further notice.